






COMPARISON OF COMMON APPLIANCES IN HAWAI‘I



Hawai'i Energy

Your home's typical energy usage and cost can vary based on model size and size of your household.*

	ANNUAL COST / ENERGY USAGE			
	1991 STANDARD MODEL	2001 STANDARD MODEL	2011 STANDARD MODEL	2021 ENERGY STAR® MODEL
 REFRIGERATOR 24.5 CU FT	\$564 1,839 KWH	\$233 758 KWH	\$156 508 KWH	\$149 485 KWH
 FREEZER 19 CU FT CHEST	\$303 985 KWH	\$171 557 KWH	\$115 373 KWH	\$108 354 KWH
 CLOTHES WASHER 3 CU FT / 300 LOADS	\$276 900 KWH	\$225 732 KWH	\$138 450 KWH	\$84 275 KWH
 CLOTHES DRYER 4.5 CU FT	\$314 1,023 KWH	\$331 1,079 KWH	\$268 873 KWH	\$205 669 KWH
 DISHWASHER 215 CYCLES/YR	\$176 574 KWH	\$144 467 KWH	\$95 307 KWH	\$74 240 KWH

*Electricity rates fluctuate over time. Our calculations are based on an average of the rates across the islands. For more on electricity pricing, [click here](#).